

K-Line® MAX⁸⁰ EFFLUENT

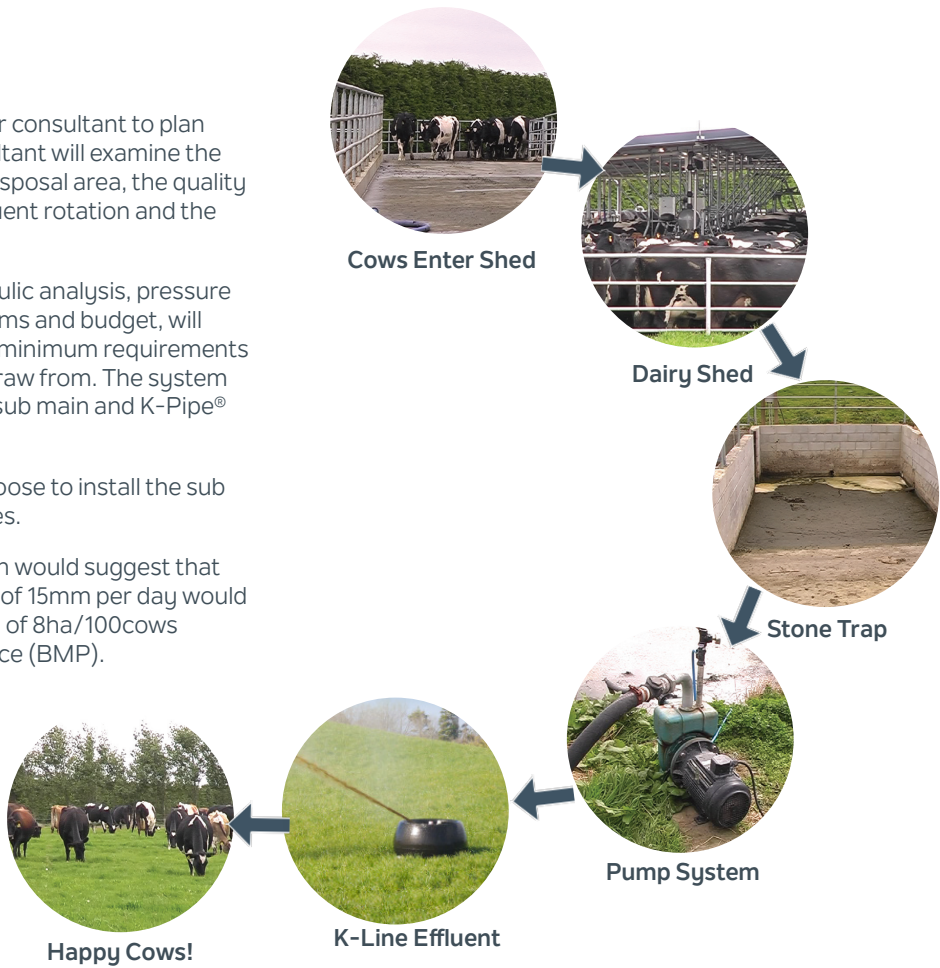
What You Need.

The process starts with a visit from your consultant to plan the K-Line® effluent system. The consultant will examine the shape and size of your property, land disposal area, the quality and quantity of the effluent supply, effluent rotation and the soil types involved.

Your requirements together with hydraulic analysis, pressure requirements, pump sizes, power systems and budget, will determine the options. K-Line® Max80 minimum requirements are a suitable stone trap and sump to draw from. The system typically consists of a pump, main line, sub main and K-Pipe® feeder.

Assembly is so simple, many people choose to install the sub main, feed and sprinkler lines themselves.

General principles of effluent application would suggest that (depending on consent), an application of 15mm per day would be a maximum, with an application area of 8ha/100cows considered as best management practice (BMP).



Layout of the system

The shift pattern is quite different compared to a K-Line® irrigation system. With an irrigation system it is important to shift the system when it is running. This is not practical when the system is filled with effluent. The K-Line® Max80 lines are therefore shifted when they are not running.

The K-Line® Max80 lines themselves should be made with either 50mm low density pipe or 63mm K-Pipe® tubing and should match the K-Line™ Max80 pod. This allows the same M & F fittings at the ends, so the lines can be connected to any of the lengths of K-Pipe®.

The K-Line® needs to be pulled directly from one end to the other, because the lines are short and only one pod. This process is very easy. The process works for paddocks of all shapes and sizes.

The simple process is as follows:

Move the single skid up to 50 metres (ensure that no overlap occurs) Work in a 50 x 50 grid until the paddock is complete. When the field has been irrigated completely, disconnect the K-Line® Max80 pod from the feed line, tow the sprinkler line into a new paddock and you're ready to start the disposal rotation again.

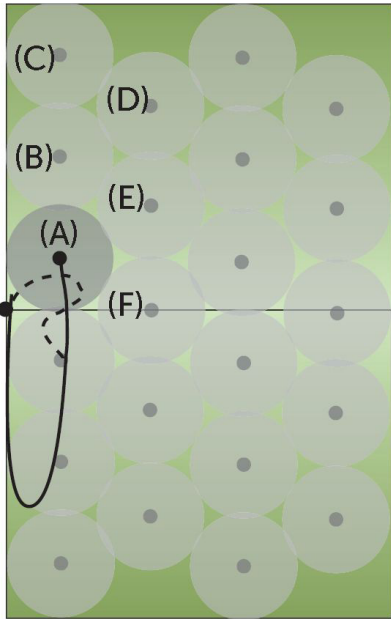


Figure 3
Shifting rotation within a typical paddock (single pod)
Line moves;
A to B
B to C
C to D
D to E
E to F...







Best management practice

To apply a consent application of 15mm application depth run the system for three to four hours. It is recommended that the effluent disposal area should be 8ha/100 cows as best management practice.

Selection Criteria for your K-Line® Max⁸⁰ System

Selection of a suitable K-Line® pod and a successful installation is very much dependent on the degree of separation of the solids from the liquids.

For the K-Line® Max80 Effluent pod the nozzle selection is from 9.53mm - 15.88mm therefore the separation of the solids would need to be only slight and the use of the Max80 pod system with a good stone trap and a pumping sump would be the minimum requirement for successful use. If your effluent system has better separation than this then of course this product will be most suitable also.

	Requirements		Benefits			
	Minimum Filtration	Palatability	Distribution	Application Rate	Nutrient Management	
K-Line® Std Naan 5022  330 x 236mm The K-Line® standard has a Naan 5022 sprinkler with a 4mm nozzle and therefore requires the best liquid quality.	 Weeping wall or Solid Separator &  Storage	Optimum	Optimum	Optimum	Optimum	
K-Line® Mid Senninger 5023  560 x 290mm The K-Line® mid has a senninger 5023 sprinkler and a nozzle up to 6.35mm, therefore it can handle a slightly less liquid quality.	 Two Pond Storage	Optimum	Optimum	Optimum	Excellent	
K-Line® Max⁷⁰ Senninger 7025  860 x 450mm The K-Line® Max ⁷⁰ has a senninger 7025 sprinkler and a nozzle up to 9.53mm. It can therefore handle a lower liquid quality.	 Single Pond Storage	Medium	Excellent	Optimum	Good	
K-Line® Max⁸⁰ Senninger 8025  860 x 450mm The K-Line® Max ⁸⁰ has a senninger 8025 sprinkler and a nozzle up to 15.88mm. It can therefore handle the lowest liquid quality.	 Pumping Sump with Stone Trap	Satisfactory	Excellent	Optimum	Okay	

K-Line® MAX⁸⁰ EFFLUENT

K-Line® MAX⁸⁰ EFFLUENT



Whether you are storing, transporting or distributing water or wastewater RX Plastics has the solution for you, with manufacturing facilities New Zealand wide and selections of strong supporting brands RX Plastics can assist whatever your requirements.

What is K-Line®?

- K-Line is a flexible hose line sprinkler system originally designed for irrigation. However, the low application rate makes the K-Line system well suited to effluent distribution. At the heart of the system is a series of tough plastic pods protecting a sprinkler, firmly attached to special K-Line low density polyethylene pipe
- K-Line provides an excellent method of liquid disposal options from the many and varied sources
- K-Line systems are all designed to operate at low pressure
- K-Line provide a number of product choices which gives you maximum flexibility in a customised effluent disposal system for your farm
- K-Line will suit any paddock shape, size or terrain
- K-Line is easily moved by any quad-bike or farm vehicle
- K-Line is a low application rate system

Farmer Benefits

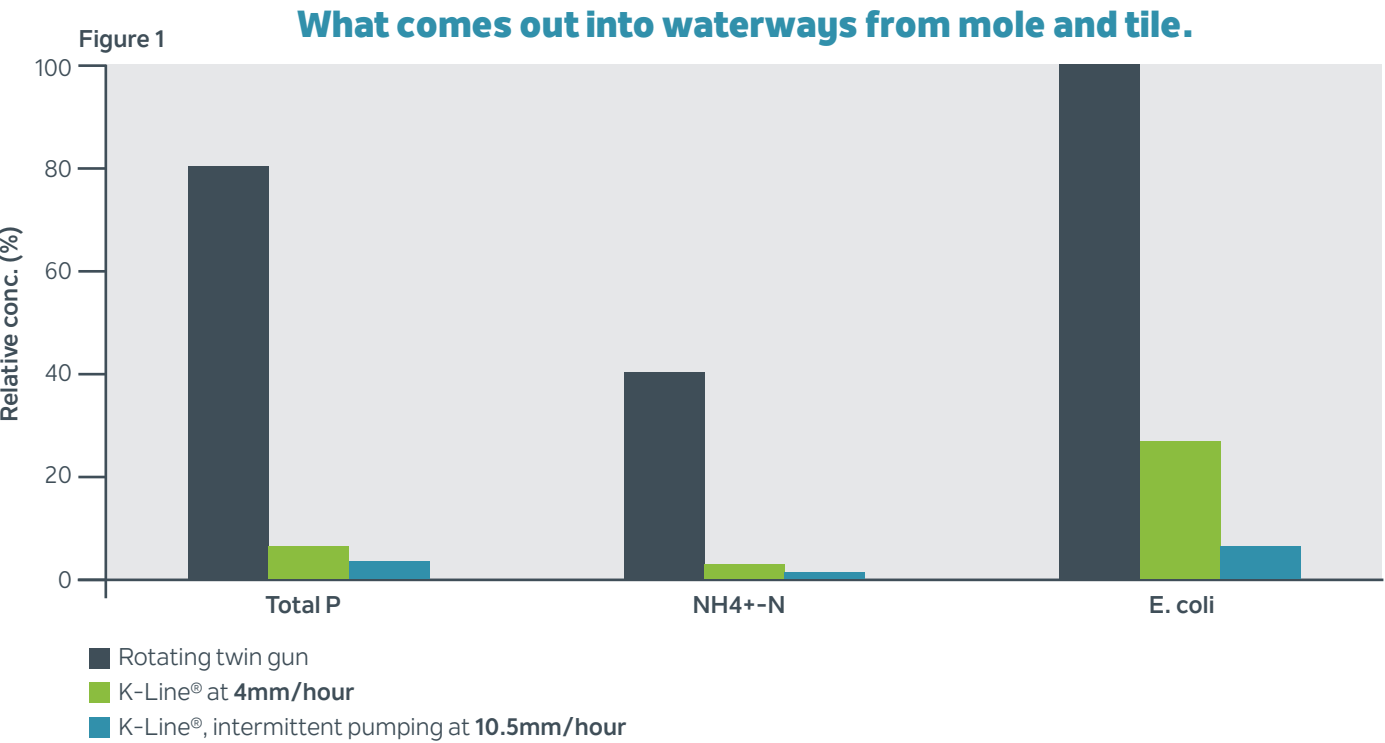
- Low capital cost
- Ease of installation use and shifting
- Tailor application to staff availability
- Low application rate to remove the risk of ponding and run-off, allowing better filtering by the soil of bacteria resulting in better compliance to regional council requirements
- Better retention of nutrients lowers fertiliser requirements
- Control of application with automated timers
- During busy times (e.g. calving) effluent irrigation can be avoided
- Best possible use of the nutrients in farm diary effluent



Production Benefits

- Farmers say that K-Line provides them with greater pasture growth rates
- K-Line provides a more uniform application compared to travelling irrigators
- More palatable pasture compared with effluent applied by a travelling irrigator
- Trials show the losses of phosphorus and bacteria to drainage water are only 5-7% of the losses of a travelling irrigator when soil is near field capacity
- It also shows nitrogen levels in the drainage are minimised to almost nil (figure 1)

So after effluent application drainage from a 'Mole and Tile' drained paddock after effluent application



Why use K-Line™ Max80 Effluent?

- Low rate of application
- No leaching or run-off
- No ponding
- Cost effective
- 3 pods to replace a travelling irrigator
- Large nozzle to eliminate blockages
- Easily separated by camlocks and shifted individually
- Low maintenance
- Meets all regional council requirements




Senninger 8025 S Sprinkler

- The 80 series full-circle sprinklers distribute effluent over a large diameter, for higher volume systems
- Senninger sprinklers can achieve application rates down to as low as 2mm per hour. This reduces the risk of ponding and run-off and other forms of preferential flow. The soil has time to filter nutrients and bacteria
- Outlasts and costs less than brass or aluminium sprinklers
- Built for strength and durability using high-impact engineering-grade thermoplastics and top quality stainless steel components
- Built-in hex wrench for easy in-the-field maintenance standard lower bearing pipe thread: 1¼" male thread
- 25° angle for maximum distance of throw
- Single nozzle design minimizes clogging

Sprinkler Operation

- Special Senninger 8025 sprinklers have a range of nozzles down to 9.53mm in size However the selection of these are only required when the application rate required is very low
- The figure to the right shows the flow rate and diameter of throw of the recommended K-Line™ Max80 sprinkler nozzles
- Complete flow rates: 5.98 - 15.88 m3/hr

K-Line® MAX⁸⁰ EFFLUENT COMPONENTS



- 1 RX PP Riser for 800mm x 50mm thread, both ends
- 2 Cam51A - Male
- 3 Plassim 63mm x 25mm with insert top
- 4 Cam51D - Female
- 5 3 x U Bolts 6 x Nuts 6 x Washers 4 x Spacers
- 6 2 x Plassim Saddle 63mm saddle
- 7 8025 S Senninger 9.53 - 15.88mm nozzles specifically for effluent applications
- 8 1 x RXHS 32 RX Hexsocket 32mm 1 x RXRB 32 x 25 RX Hex Reducing Bush 32mm x 25mm 1 x RXPPR 25 RX Poly Riser 25mm



Pod comes completely assembled, all you need to do is connect camlocked pipe to camlocks.

Figure 2. Pressure and flows of the Senninger 8025 S

Pressure (bar)	2.5	2.75	3.0
#36 Nozzle (14.29mm)			
(m³/hr)	11.99	12.57	13.14
Diameter (metres)	47.7	48.9	50.1
#38 Nozzle (15.08mm)			
(m³/hr)	12.93	13.55	14.15
Diameter (metres)	48.3	49.6	50.8
#40 Nozzle (15.88mm)			
(m³/hr)	-	15.19	15.88
Diameter (metres)	-	50.2	51.4

System components

- The K-Line™ Max80 pod comes complete with 51mm female and male camlocks
- K-Line™ provides a 63mm K-Pipe™x 40 metres that is M&F (male and female) camlocked (51 mm connectors)
- With this combination it means that the lines can be connected in any order to the pods
- To ease shifting K-Line™ also provides end tow units, 51mm camlocked

Spacing and Pipe System

- Special 63mm K-Pipe™ tubing complete with M&F (male and female) camlocks come pre-fabricated so as to be able to instant connection to your new K-Line™ Max80 effluent pods
- The special K-Pipe™ is designed to be flexible but highly resilient to the shifting process