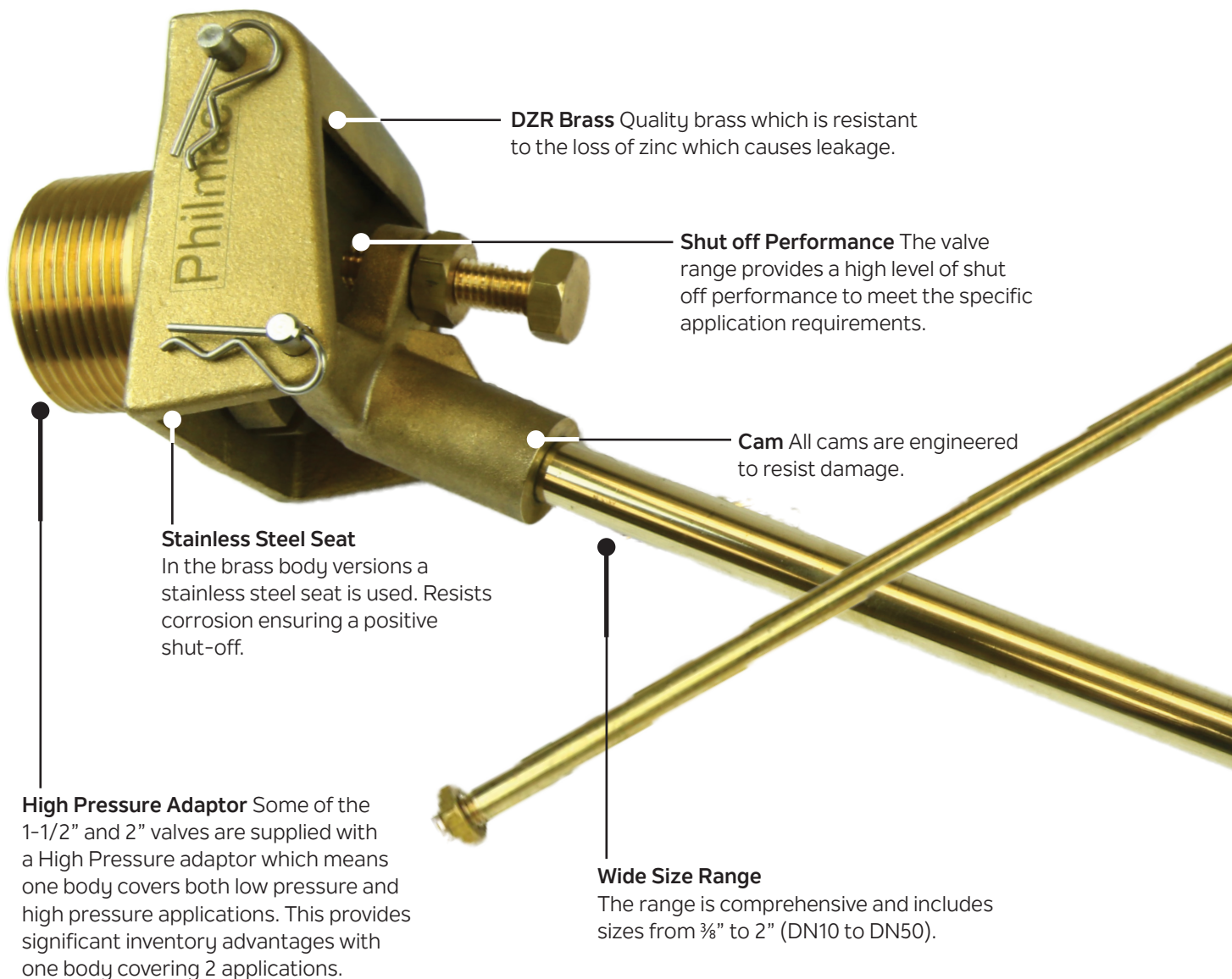


Trough & Tank Float Valves

Strength, Reliability and high performance

With proven designs made from high quality materials the Philmac range of float valves are assured to provide reliable service for many years. They are based on simple yet effective operating principles to ensure that a constant water level is maintained.

The diverse range means they are well suited to stock watering, plumbing, industrial and commercial applications. A number of valves are also approved to the Australian Standard 1910 and have Watermark approval.





Materials

Available in brass, stainless or plastic, all valves are made from superior materials to provide long term performance.

Easy Maintenance

The valves have been designed for easy disassembly by simply removing the pivot pin, and body cap (where fitted) to allow access to all parts.

High Pressure Shut-Off


The watermark approved valves are rated to a pressure of 200 psi (1400 kPa) (static shutoff). This is based on using the standard lever arm and recommended float (ball) size.

Wide range of flows

The valves have been designed to provide a wide range of flows. Even at 100 kPa some versions can provide in excess of 3 litres per second.

Thread Choice

The range includes parallel (fastening) threads or tapered (sealing) threads which makes them suited to a variety of installations.



TROUGH VALVES AND BALLFLOATS

Acetal Float Valves

RXP Code	Philmac Code	Description
EasyPhil - Compact Float Valve		
PH.EASY.FV15L	90300200	Easy 15mm Acetal Float Valve
PH.EASY.FV15LMA	90300300	Easy 15mm Acetal Float Valve Medium Arm
PH.EASY.FV15LSA	90300400	Easy 15mm Acetal Float Valve Short Arm
PH.EASY.FV20L	90300220	Easy 20mm Acetal Float Valve
PH.EASY.FV20LMA	90300320	Easy 20mm Acetal Float Valve Medium Arm
PH.EASY.FV20LSA	90300420	Easy 20mm Acetal Float Valve Short
VersaPhil - Full Flow Acetal Float Valve		
PH.VERSA.FV2520	91470320	Versa 20/25mm Acetal FV c/w Adaptor
PH.VERSA.FV2520SA	91470321	Versa 20/25mm Acetal FV Short Arm c/w Adaptor
PH.VERSA.FV20L	91470220	Versa 20mm Acetal FV Long Thread
PH.VERSA.FV20LSA	91470221	Versa 20mm Acetal FV Long Thread Short Arm
PH.VERSA.FV25L	91470330	Versa 25mm Acetal FV Long Thread
PH.VERSA.FV25LSA	91470331	Versa 25mm Acetal FV Long Thread Short Arm
VersaRX - Full Flow Acetal Trough Valve		
PH.VERSARX.FV20L	91470201	VersaRX 20mm Acetal FV Long Thread
PH.VERSARX.FV20LSA	91470211	VersaRX 20mm Acetal FV Long Thread Short Arm
PH.VERSARX.FV25L	91470301	VersaRX 25mm Acetal FV Long Thread
PH.VERSARX.FV25LSA	91470311	VersaRX 25mm Acetal FV Long Thread Short Arm
Acetal Reservoir Valve - Dual Float		
PH.TANK.FV32SL	91470400	Tank 32mm RESV Single Arm
PH.TANK.FV40SL	91470500	Tank 40mm RESV Single Arm
PH.TANK.FV50SL	91470600	Tank 50mm RESV Single Arm
PH.TANK.FV32DL	91470410	Tank 32mm RESV Dual Arm
PH.TANK.FV40DL	91470510	Tank 40mm RESV Dual Arm
PH.TANK.FV50DL	91470610	Tank 50mm RESV Dual Arm

NB: Long Threads are BSP Parallel



TROUGH VALVES AND BALLFLOATS

Brass Trough Valves

PHP Code Philmac Code Description

UltraPhil - Brass Float Valve

PH.ULTRA.FV10SPTSA	90300500	Ultra 10mm Brass Short Arm Short PT Float Valve
PH.ULTRA.FV15SPT-MA	90303100	Ultra 15mm Brass Med Arm Short PT Float Valve
PH.ULTRA.FV15L	90301300	Ultra 15mm Brass Long Thread Float Valve
PH.ULTRA.FV15LMA	90301500	Ultra 15mm Brass Long Thread Med Arm Float Valve
PH.ULTRA.FV15MA	90300700	Ultra 15mm Brass Medium Arm Float Valve
PH.ULTRA.FV20	90304400	Ultra 20mm Brass Float Valve
PH.ULTRA.FV25	90304600	Ultra 25mm Brass Float Valve
PH.ULTRA.FV32	90304800	Ultra 32mm Brass Float Valve* 3/8" Arm Thread
PH.ULTRA.FV40	90304900	Ultra 40mm Brass Float Valve* 3/8" Arm Thread
PH.ULTRA.FV50	90305000	Ultra 50mm Brass Float Valve* 1/2" Arm Thread



Tapered Thread



Parallel Thread

MegaPhil - Brass Hi-Flo - 1/2" BSW Arm Thread

PH.MEGA.FV25	90322300	Mega 25mm Brass Float Valve Hi-Flo
PH.MEGA.FV25SA	90322310	Mega 25mm Brass Short Arm Float Valve Hi-Flo
PH.MEGA.FV32	90322400	Mega 32mm Brass Float Valve Hi-Flo
PH.MEGA.FV32SA	90322410	Mega 32mm Brass Short Arm Float Valve Hi-Flo
PH.MEGA.FV40	90322520*	Mega 40mm Brass Float Valve Hi-Flo LP/VLP
PH.MEGA.FV40SA	90322530*	Mega 40mm Brass Short Arm Float Valve Hi-Flo LP/VLP
PH.MEGA.FV50	90322620*	Mega 50mm Brass Float Valve Hi-Flo LP/VLP
PH.MEGA.FV50SA	90322630*	Mega 50mm Brass Short Arm Float Valve Hi-Flo LP/VLP
		* Requires TURBO 9" Ball Float



TROUGH VALVES
AND BALLFLOATS

Brass High Pressure / Brass Low Pressure Trough Valve

STV15SS	15mm Brass High Pressure Valve - Stainless Seat
STV20SS	20mm Brass High Pressure Valve - Stainless Seat
STV15SSL	15mm Brass Low Pressure Valve - Stainless Seat
STV20SSL	20mm Brass Low Pressure Valve - Stainless Seat



Brass Full Flow Trough Valve

BTV69.20	20mm Full Flow Brass Trough Valve
BTV69.25	25mm Full Flow Brass Trough Valve



Brass Hi/Lo Pressure Valve

BTV220.15SS	15mm Brass Hi/Lo Pressure Valve S/S Seat
BTV220.20SS	20mm Brass Hi/Lo Pressure Valve S/S Seat



TROUGH VALVES AND BALLFLOATS

Spare Parts

RXP Code	Description
Spare Parts for STV, BTV69 and BTV220 series	
TVP.SSL	Long Lever to suit High and Low Trough Valves (STV Series)
TVP.L69	Lever to suit Fullflow (BTV Series)
TVP.ECW	Fullflow Endcap Washer (BTV69 Series)
TVP.POR	Fullflow Plunger with O ring (BTV69 series)
TVP.W220	Seat Washer for High and Low Pressure Valves (STV Series)
TVP.PB	Brass Plunger for High and Low Pressure (STV Series)
Spare Parts for RXPTV (while stocks last)	
RXPTV.ECW	Trough Valve Rubber Washer for End Cap
RXPTV.RWL20	20mm Rubber Washer for Long Thread 20mm PTV
RXPTV.RWL25	25mm Rubber Washer for Long Thread 25mm PTV
RXPTV.SP	Split Pin T304 4x16mm
RXPTV.P	Trough Valve Plunger and O ring
RXPTV.EC	Trough Valve End Cap with Washer

TROUGH VALVES AND BALLFLOATS

Ball Floats and Nipples

RXP Code

Philmac Code

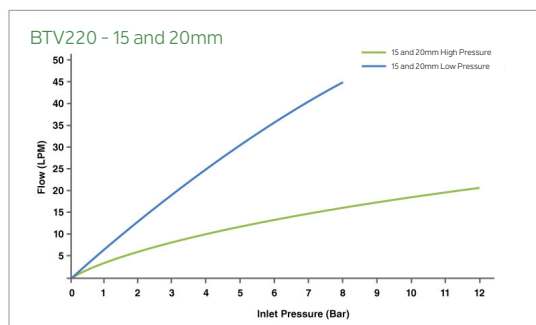
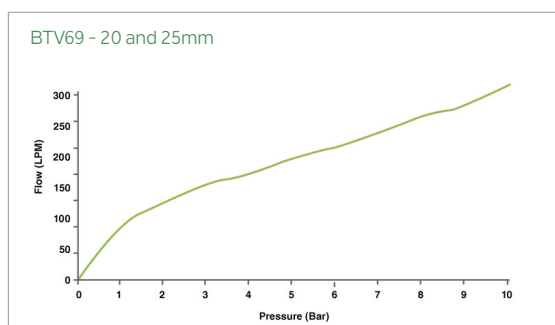
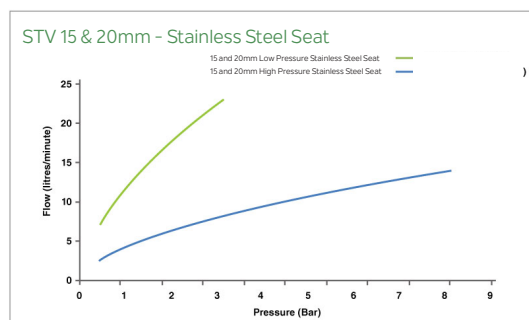
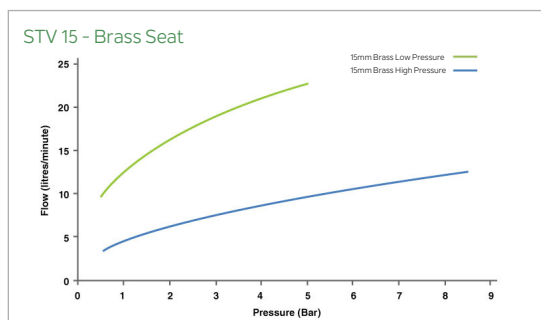
Description

Ball Floats and Nipple		
PH.FV.BF80W	90489310	Float Plastic 80mm Hot Water White
PH.FV.BF100W	90489410	Float Plastic 100mm Hot Water White
PH.FV.BF80	90489300	Float Plastic 80mm Black
PH.FV.BF100	90489400	Float Plastic 100mm Black
PH.FV.BF140	90489500	Float Plastic 140mm Black
PH.FV.BF150	90489600	Float Plastic 150mm Black
PH.FV.BF200	90489800	Float Plastic 200mm x (3/8" Thread) Black
PH.FV.BF200ORG	90489820	Float Plastic 200mm x (1/2" Thread) Orange
PH.FV.BF225ORG	90489920	Float Plastic 225mm x (1/2" Thread) Orange
PH.FV.BF240	90489020	Float Plastic 240mm x (1/2" Thread) TURBO
RXBF115		115mm Black Ball Float
RXBF115/0		115mm Orange Ball Float
RXBF150		150mm Black Ball Float
RXBF150/0		150mm Orange Ball Float
TV.CN		Cord and Nipple



All threads 5/16" BSW unless noted.

TROUGH VALVES
AND BALLFLOATS



TROUGH VALVES AND BALLFLOATS

Technical Data

UltraPHIL Brass Float Valve

Product Code	Inlet Size	Thread Type ¹	Arm Length	Arm Thread	Recommended Float Size ²	
					AS1910 ³	Agricultural ⁴
PH.ULTRA.FV10SPTSA	3/8" BSP	Short parallel (15 mm)	125 mm	5/16" BSW	4" (100)	4" (100)
PH.ULTRA.FV15MA	1/2" BSP	Tapered	200 mm	5/16" BSW	4" (100)	4" (100)
PH.ULTRA.FV15L	1/2" BSP	Long parallel (38 mm)	250 mm	5/16" BSW	4" (100)	4" (100)
PH.ULTRA.FV15LMA	1/2" BSP	Long parallel (38 mm)	200 mm	5/16" BSW	4" (100)	4" (100)
PH.ULTRA.FV15LMA.ADAPT	1/2" BSP	Long parallel (38 mm)	200 mm	5/16" BSW	4" (100)	4" (100)
PH.ULTRA.FV15SPTMA	1/2" BSP	Short parallel (25 mm)	200 mm	5/16" BSW	4" (100)	4" (100)
PH.ULTRA.FV20	3/4" BSP	Tapered	250 mm	5/16" BSW	6" (150)	6" (150)
PH.ULTRA.FV25	1" BSP	Tapered	355 mm	5/16" BSW	6" (150)	6" (150)
PH.ULTRA.FV32	1-1/4" BSP	Tapered	355 mm	3/8" BSW	8" (200)	8" (200)
PH.ULTRA.FV40	1-1/2" BSP	Tapered	425 mm	3/8" BSW	8" (200)	8" (200)
PH.ULTRA.FV50	2"	Tapered	455 mm	1/2" BSW	10" (255) CU	9" (225)

VersaPHIL Acetal Float Valves

Product Code	Inlet Size	Thread Type ¹	Arm Length	Arm Thread	Recommended Float Size ²
PH.VERSA.FV2520	1" & 3/4" BSP	Tapered & Tapered	300 mm	5/16" BSW	6" (150)
PH.VERSA.FV2520SA	1" & 3/4" BSP	Tapered & Tapered	165 mm	5/16" BSW	6" (150)
PH.VERSA.FV20L	1" & 3/4" BSP	Tapered & Long	300 mm	5/16" BSW	6" (150)
PH.VERSA.FV20LSA	1" & 3/4" BSP	Tapered & Long	165 mm	5/16" BSW	6" (150)
PH.VERSA.FV25L	1" & 1" BSP	Tapered & Long	300 mm	5/16" BSW	6" (150)
PH.VERSA.FV25LSA	1" & 1" BSP	Tapered & Long	165 mm	5/16" BSW	6" (150)

VersaRX Acetal Float Valves

Product Code	Inlet Size	Thread Type ¹	Arm Length	Arm Thread	Recommended Float Size ²
PH.VERSARX.FV20L	3/4" BSP	Long parallel	300 mm	5/16" BSW	6" (150)
PH.VERSARX.FV20LSA	3/4" BSP	Long parallel	170 mm	5/16" BSW	6" (150)
PH.VERSARX.FV25L	1" BSP	Long parallel	300 mm	5/16" BSW	6" (150)
PH.VERSARX.FV25LSA	1" BSP	Long parallel	170 mm	5/16" BSW	6" (150)

EasyPHIL Acetal Float Valves

Product Code	Inlet Size	Thread Type ¹	Arm Length	Arm Thread	Recommended Float Size ²	
					AS1910 ³	Agricultural ⁴
PH.EASY.FV15L	1/2" BSP	Long parallel	250 mm	5/16" BSW	4" (100)	4" (100)
PH.EASY.FV15LMA	1/2" BSP	Long parallel	200 mm	5/16" BSW	4" (100)	4" (100)
PH.EASY.FV15LSA	1/2" BSP	Long parallel	125 mm	5/16" BSW	-	4" (100)
PH.EASY.FV20L	3/4" BSP	Long parallel	250 mm	5/16" BSW	4" (100)	4" (100)
PH.EASY.FV20LMA	3/4" BSP	Long parallel	200 mm	5/16" BSW	4" (100)	4" (100)
PH.EASY.FV20LSA	3/4" BSP	Long parallel	125 mm	5/16" BSW	-	4" (100)

1. All parallel threads have a body back nut fitted except the PH.ULTRA.FV10SPTSA (3/8").
2. Recommended floats are plastic unless designated otherwise. CU = copper.
3. To comply with AS1910 valves the recommended float size provides a shut-off pressure of 1400 kPa
4. For agricultural purposes the recommended float size achieves at least a shut-off pressure of 1250 kPa