

TROUGH VALVES AND BALLFLOATS

Acetal Float Valves

RXP Code	Description	Philmac Code
EasyPhil - Compact Float Valve		
PH.EASY.FV15L	Easy 15mm Acetal Float Valve	90300200
PH.EASY.FV15LMA	Easy 15mm Acetal Float Valve Medium Arm	90300300
PH.EASY.FV15LSA	Easy 15mm Acetal Float Valve Short Arm	90300400
PH.EASY.FV20L	Easy 20mm Acetal Float Valve	90300220
PH.EASY.FV20LMA	Easy 20mm Acetal Float Valve Medium Arm	90300320
PH.EASY.FV20LSA	Easy 20mm Acetal Float Valve Short	90300420



VersaPhil - Full Flow Acetal Float Valve		
PH.VERSA.FV2520	Versa 20/25mm Acetal FV c/w Adaptor	91470320
PH.VERSA.FV2520SA	Versa 20/25mm Acetal FV Short Arm c/w Adaptor	91470321
PH.VERSA.FV20L	Versa 20mm Acetal FV Long Thread	91470220
PH.VERSA.FV20LSA	Versa 20mm Acetal FV Long Thread Short Arm	91470221
PH.VERSA.FV25L	Versa 25mm Acetal FV Long Thread	91470330
PH.VERSA.FV25LSA	Versa 25mm Acetal FV Long Thread Short Arm	91470331



VersaRX - Full Flow Acetal Trough Valve		
PH.VERSARX.FV20L	VersaRX 20mm Acetal FV Long Thread	91470201
PH.VERSARX.FV25L	VersaRX 25mm Acetal FV Long Thread	91470301
PH.VERSARX.FV25LSA	VersaRX 25mm Acetal FV Long Thread Short Arm	91470311



Acetal Reservoir Valve - Dual Float		
PH.TANK.FV32SL	Tank 32mm RESV Single Arm	91470400
PH.TANK.FV40SL	Tank 40mm RESV Single Arm	91470500
PH.TANK.FV50SL	Tank 50mm RESV Single Arm	91470600



PH.TANK.FV32DL	Tank 32mm RESV Dual Arm	91470410
PH.TANK.FV40DL	Tank 40mm RESV Dual Arm	91470510
PH.TANK.FV50DL	Tank 50mm RESV Dual Arm	91470610



OptiPhil - Diaphragm Valve		
PH.OPTI.FV25	20/25/32 Philmac Diaphragm Valve	93600100



NB: Long Threads are BSP Parallel

TROUGH VALVES AND BALLFLOATS

Brass Trough Valves

RXP Code	Description	Philmac Code
UltraPhil - Brass Float Valve		
PH.ULTRA.FV10SPTSA	Ultra 10mm Brass Short Arm Short PT Float Valve	90300500
PH.ULTRA.FV15SPTMA	Ultra 15mm Brass Med Arm Short PT Float Valve	90303100
PH.ULTRA.FV15L	Ultra 15mm Brass Long Thread Float Valve	90301300
PH.ULTRA.FV15LMA	Ultra 15mm Brass Long Thread Med Arm Float Valve	90301500
PH.ULTRA.FV15MA	Ultra 15mm Brass Medium Arm Float Valve	90300700
PH.ULTRA.FV20	Ultra 20mm Brass Float Valve	90304400
PH.ULTRA.FV25	Ultra 25mm Brass Float Valve	90304600
PH.ULTRA.FV32	Ultra 32mm Brass Float Valve* 3/8" Arm Thread	90304800
PH.ULTRA.FV40	Ultra 40mm Brass Float Valve* 3/8" Arm Thread	90304900
PH.ULTRA.FV50	Ultra 50mm Brass Float Valve* 1/2" Arm Thread	90305000



MegaPhil - Brass Hi-Flo - 1/2" BSW Arm Thread		
PH.MEGA.FV25	Mega 25mm Brass Float Valve Hi-Flo	90322300
PH.MEGA.FV25SA	Mega 25mm Brass Short Arm Float Valve Hi-Flo	90322310
PH.MEGA.FV32	Mega 32mm Brass Float Valve Hi-Flo	90322400
PH.MEGA.FV32SA	Mega 32mm Brass Short Arm Float Valve Hi-Flo	90322410
PH.MEGA.FV40	Mega 40mm Brass Float Valve Hi-Flo LP/VLP	90322520*
PH.MEGA.FV40SA	Mega 40mm Brass Short Arm Float Valve Hi-Flo LP/VLP	90322530*
PH.MEGA.FV50	Mega 50mm Brass Float Valve Hi-Flo LP/VLP	90322620*
PH.MEGA.FV50SA	Mega 50mm Brass Short Arm Float Valve Hi-Flo LP/VLP	90322630*

* Requires TURBO 9" Ball Float



Brass High Pressure / Brass Low Pressure Trough Valve		
STV15SS	15mm Brass High Pressure Valve - Stainless Seat	
STV20SS	20mm Brass High Pressure Valve - Stainless Seat	
Brass Full Flow Trough Valve		
BTV69.20	20mm Full Flow Brass Trough Valve	
BTV69.25	25mm Full Flow Brass Trough Valve	
Brass Hi/Lo Pressure Valve		
BTV220.15SS	15mm Brass Hi/Lo Pressure Valve S/S Seat	
BTV220.20SS	20mm Brass Hi/Lo Pressure Valve S/S Seat	



TROUGH VALVES AND BALLFLOATS

TROUGH VALVES AND BALLFLOATS

Spare Parts

RXP Code	Description
Spare Parts for STV, BTV69 and BTV220 series	
TVP.SSL	Long Lever to suit High and Low Trough Valves (STV Series)
TVP.L69	Lever to suit Fullflow (BTV Series)
TVP.ECW	Fullflow Endcap Washer (BTV69 Series)
TVP.POR	Fullflow Plunger with O ring (BTV69 series)
TVP.W220	Seat Washer for High and Low Pressure Valves (STV Series)
TVP.PB	Brass Plunger for High and Low Pressure (STV Series)
Spare Parts for RXPTV (while stocks last)	
RXPTV.ECW	Trough Valve Rubber Washer for End Cap
RXPTV.RWL20	20mm Rubber Washer for Long Thread 20mm PTV
RXPTV.RWL25	25mm Rubber Washer for Long Thread 25mm PTV
RXPTV.SP	Split Pin T304 4x16mm
RXPTV.P	Trough Valve Plunger and O ring
RXPTV.EC	Trough Valve End Cap with Washer

TROUGH VALVES AND BALLFLOATS

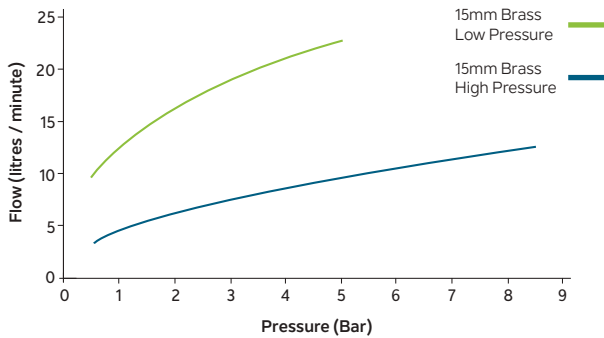
Ball Floats and Nipples

RXP Code	Description	Philmac Code
Ball Floats and Nipple		
PH.FV.BF80	Float Plastic 80mm Black	90489300
PH.FV.BF100	Float Plastic 100mm Black	90489400
PH.FV.BF140	Float Plastic 140mm Black	90489500
PH.FV.BF150	Float Plastic 150mm Black	90489600
PH.FV.BF200	Float Plastic 200mm x (3/8" Thread) Black	90489800
PH.FV.BF200ORG	Float Plastic 200mm x (1/2" Thread) Orange	90489820
PH.FV.BF225ORG	Float Plastic 225mm x (1/2" Thread) Orange	90489920
PH.FV.BF240	Float Plastic 240mm x (1/2" Thread) TURBO	90489020
RXBF115	115mm Black Ball Float	
RXBF115/0	115mm Orange Ball Float	
RXBF150	150mm Black Ball Float	
RXBF150/0	150mm Orange Ball Float	
TV.CN	Cord and Nipple	

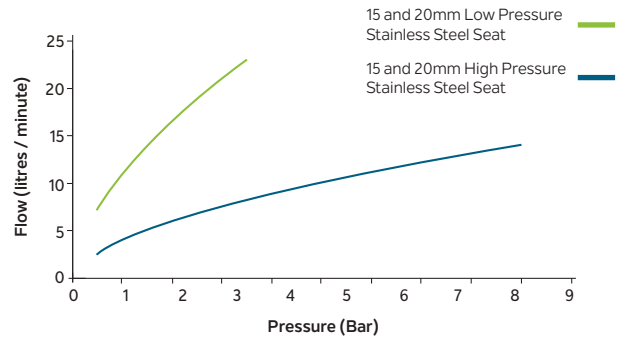


All threads 5/16" BSW unless noted.

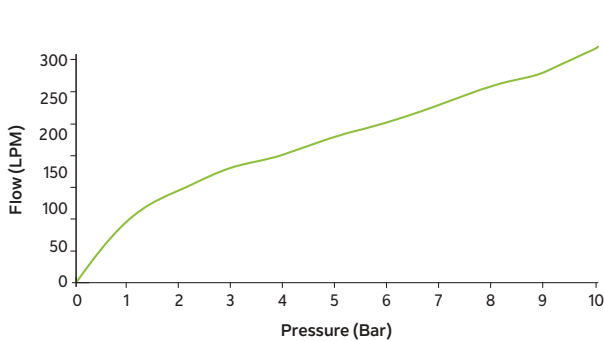
STV 15 - Brass Seat



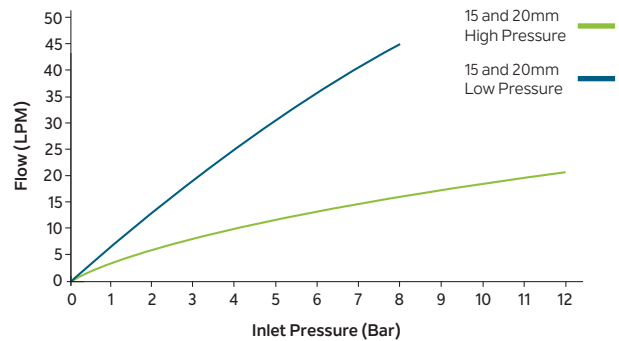
STV 15 & 20mm - Stainless Steel Seat



BTV69 - 20 and 25mm



BTV69 - 20 and 25mm



TROUGH VALVES AND BALLFLOATS

TROUGH VALVES AND BALLFLOATS

Technical Data

UltraPHIL Brass Float Valve

Product Code	Inlet Size	Thread Type ¹	Arm Length	Arm Thread	Recommended Float Size ²	
					AS1910 ³	Agricultural ⁴
PH.ULTRA.FV10SPTSA	3/8" BSP	Short parallel (15 mm)	125 mm	5/16" BSW	4" (100)	4" (100)
PH.ULTRA.FV15MA	1/2" BSP	Tapered	200 mm	5/16" BSW	4" (100)	4" (100)
PH.ULTRA.FV15L	1/2" BSP	Long parallel (38 mm)	250 mm	5/16" BSW	4" (100)	4" (100)
PH.ULTRA.FV15LMA	1/2" BSP	Long parallel (38 mm)	200 mm	5/16" BSW	4" (100)	4" (100)
PH.ULTRA.FV15LMA.ADAPT	1/2" BSP	Long parallel (38 mm)	200 mm	5/16" BSW	4" (100)	4" (100)
PH.ULTRA.FV15SPTMA	1/2" BSP	Short parallel (25 mm)	200 mm	5/16" BSW	4" (100)	4" (100)
PH.ULTRA.FV20	3/4" BSP	Tapered	250 mm	5/16" BSW	6" (150)	6" (150)
PH.ULTRA.FV25	1" BSP	Tapered	355 mm	5/16" BSW	6" (150)	6" (150)
PH.ULTRA.FV32	1-1/4" BSP	Tapered	355 mm	3/8" BSW	8" (200)	8" (200)
PH.ULTRA.FV40	1-1/2" BSP	Tapered	425 mm	3/8" BSW	8" (200)	8" (200)
PH.ULTRA.FV50	2"	Tapered	455 mm	1/2" BSW	10" (255) CU	9" (225)

VersaPHIL Acetal Float Valves

Product Code	Inlet Size	Thread Type ¹	Arm Length	Arm Thread	Recommended Float Size ²
PH.VERSA.FV2520	1" & 3/4" BSP	Tapered & Tapered	300 mm	5/16" BSW	6" (150)
PH.VERSA.FV2520SA	1" & 3/4" BSP	Tapered & Tapered	165 mm	5/16" BSW	6" (150)
PH.VERSA.FV20L	1" & 3/4" BSP	Tapered & Long	300 mm	5/16" BSW	6" (150)
PH.VERSA.FV20LSA	1" & 3/4" BSP	Tapered & Long	165 mm	5/16" BSW	6" (150)
PH.VERSA.FV25L	1" & 1" BSP	Tapered & Long	300 mm	5/16" BSW	6" (150)
PH.VERSA.FV25LSA	1" & 1" BSP	Tapered & Long	165 mm	5/16" BSW	6" (150)

VersaRX Acetal Float Valves

Product Code	Inlet Size	Thread Type ¹	Arm Length	Arm Thread	Recommended Float Size ²
PH.VERSARX.FV20L	3/4" BSP	Long parallel	300 mm	5/16" BSW	6" (150)
PH.VERSARX.FV25L	1" BSP	Long parallel	300 mm	5/16" BSW	6" (150)
PH.VERSARX.FV25LSA	1" BSP	Long parallel	170 mm	5/16" BSW	6" (150)

EasyPHIL Acetal Float Valves

Product Code	Inlet Size	Thread Type ¹	Arm Length	Arm Thread	Recommended Float Size ²	
					AS1910 ³	Agricultural ⁴
PH.EASY.FV15L	1/2" BSP	Long parallel	250 mm	5/16" BSW	4" (100)	4" (100)
PH.EASY.FV15LMA	1/2" BSP	Long parallel	200 mm	5/16" BSW	4" (100)	4" (100)
PH.EASY.FV15LSA	1/2" BSP	Long parallel	125 mm	5/16" BSW	-	4" (100)
PH.EASY.FV20L	3/4" BSP	Long parallel	250 mm	5/16" BSW	4" (100)	4" (100)
PH.EASY.FV20LMA	3/4" BSP	Long parallel	200 mm	5/16" BSW	4" (100)	4" (100)
PH.EASY.FV20LSA	3/4" BSP	Long parallel	125 mm	5/16" BSW	-	4" (100)

1. All parallel threads have a body back nut fitted except the PH.ULTRA.FV10SPTSA (3/8").
2. Recommended floats are plastic unless designated otherwise. CU = copper.
3. To comply with AS1910 valves the recommended float size provides a shut-off pressure of 1400 kPa
4. For agricultural purposes the recommended float size achieves at least a shut-off pressure of 1250 kPa